

Clinic Proponent System

Komal Pardeshi^{#1}, Kajal Ingale^{*2}

[#]Computer Science and Engineering Department, Walchand Institute of Technology, Solapur, Solapur University

¹komal.pardeshi@gmail.com

²kajalingale07@gmail.com

Abstract— The purpose of this paper is to present an idea about the proposed model for hospital management system named as Clinic Proponent System. We are developing this model for Dr. Raghaji Kidney Hospital which is located in Solapur. As per their requirement we are trying to design a software module to minimize their manual work. To implement this system we are using Hypertext Preprocessor (PHP), Angular JS for front end and My Structure Query Language (MySQL) and MySQLi for Security purpose. We wish to develop a software which is user friendly simple, fast, and cost effective. This system will help the administrative staff of hospital to minimize their work.

Keywords— Clinic Proponent System, Quick Response (QR) Code, Automatic Message Sending (AMS)

I. INTRODUCTION

This project Hospital Management system includes registration of patients, storing their details into the system, and also computerized billing in the pharmacy, and labs. The software has the facility to give a unique id for every patient and stores the details of every patient and the staff automatically. User can book appointment of doctor using QR code. The Clinic Proponent system has username and password. It is accessible either by an doctor or receptionist. Only they can add data into the database. The data can be retrieved easily. The interface is very user-friendly. The data are well protected for personal use and makes the data processing very fast. Clinic Proponent System is powerful, flexible, and easy to use and is designed and developed to deliver real conceivable benefits to hospitals. It is designed for Raghaji Kidney Center, Solapur. The basic motivation behind this project is to computerize the Front Office Management of Hospital. It deals with the collection of patient's information, diagnosis details, etc. Traditionally, it was done manually. The main function of the clinic proponent system is to register and store patient details and doctor details and retrieve these details as and when required, and also to manipulate these details meaningfully. System input contains patient details, diagnosis details, while system output is to get these details on to the screen.

II. PROBLEM STATEMENT

Dr. Raghaji Kidney Hospital, Solapur is considered as a case study for this work. This hospital maintains all data manually. It is not very efficient, is not reliable and is very time consuming process. So, we thought of making an automated system for keeping the tracks of all the activities and maintaining their records. So we call it as a proponent that is supporter for the doctors in the clinic. Our main aim is to minimize the paperwork of the hospital as minimum as possible.

III. OBJECTIVES

Objectives of our work is to provide computerization means reducing the paperwork by making it computerized. Second is availability, the data can be accessed any time anywhere through cloud. Third is no redundancy, it provides no duplication of data. Fourth is record keeping, which provides access to the patient historical data any time.

IV. METHODOLOGY

A. Data Collection

Data will be entered by the receptionist, when patient first time visit to the hospital, after appointment approval from the doctor.

B. Modules

Clinic proponent system has two modules. One is Patient module and another is Doctor Module.

Patient Module

To book appointment for doctor user must have a QR code. User can get this QR code from his friend , relatives or by visiting to the hospital. User must have QR code installed in his mobile. Then User has to scan the QR code shown in Fig.1



fig 1. QR Code

After scanning the QR code user will redirected to the official website of Raghoji Kidney Center. Shown in Fig 2.

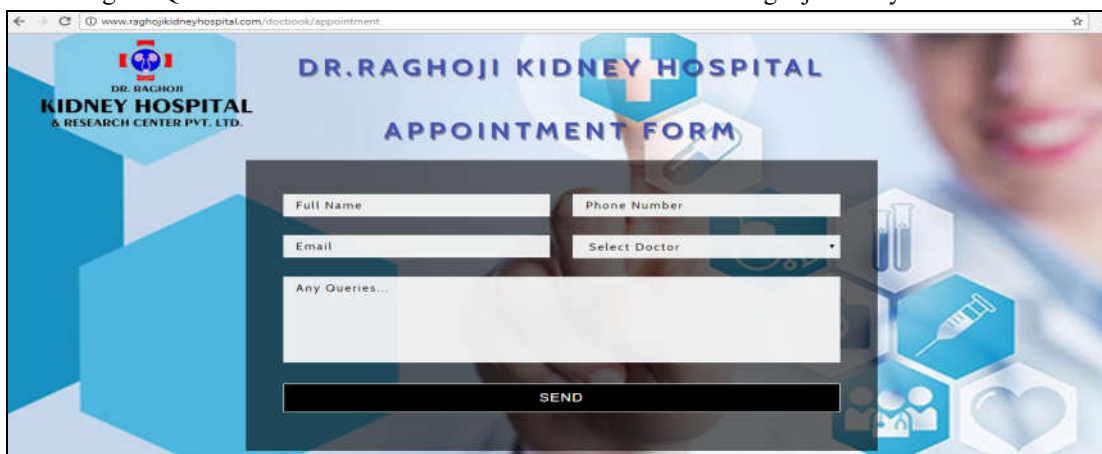


Fig. 2 Appointment Booking with Doctor

Patient have to enter Full name, Phone number, Email and have to select Doctor from drop down list and has to write problem associated with him/her. After Clicking on Send Button, Request will be sent to selected doctor for approval.

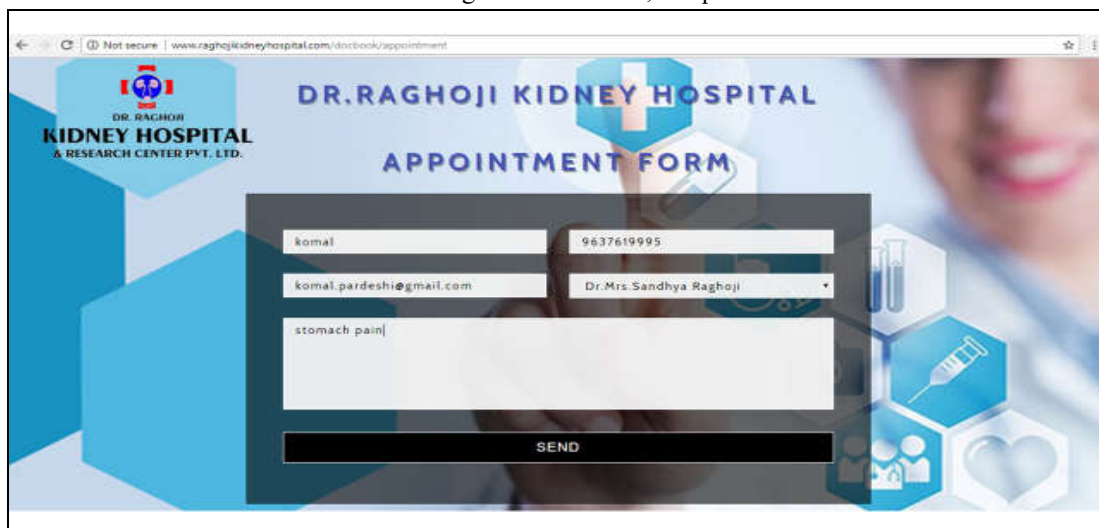


Fig 3. Entering Details

Now doctor has to login to check appointment list. Doctor can login to the system using username and password.

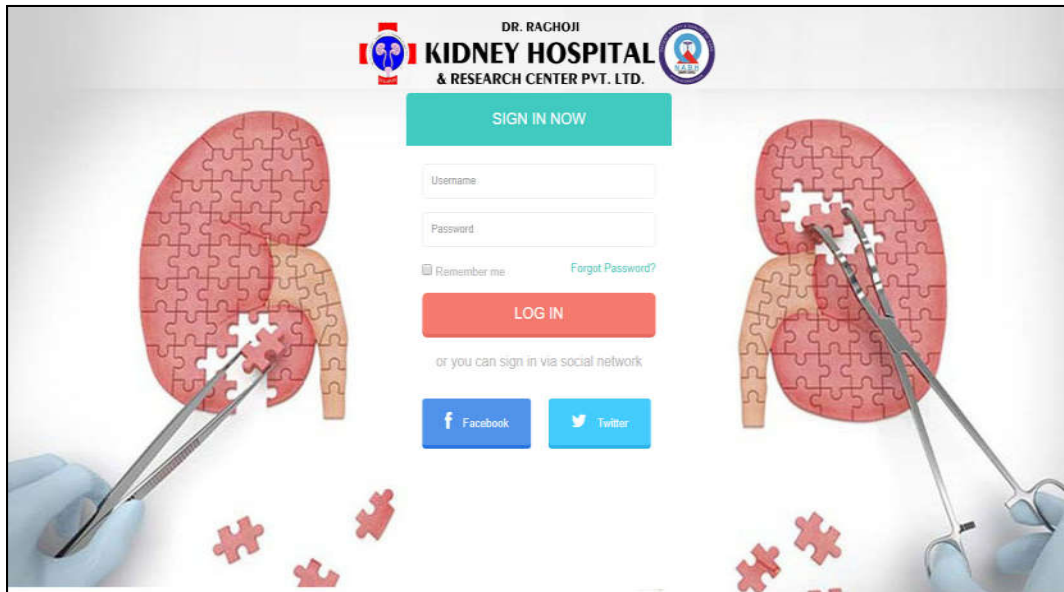


fig. 4 Doctor's Login

After login doctor can see list of requested appointments and approved appointments along with his/her privileges like add plan, Patient, Voucher, Audit as shown in fig. 5. Doctor can see the list of patients need to be approve.

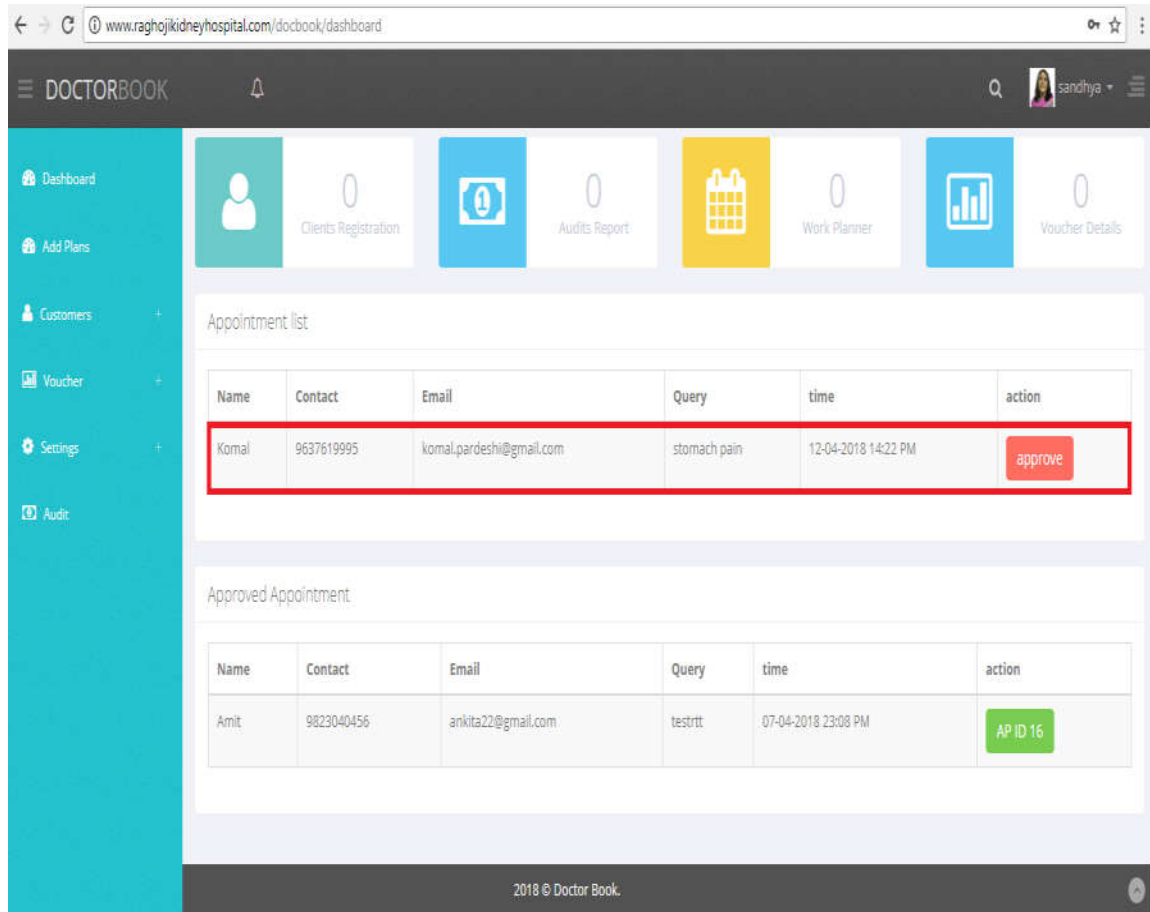


Fig. 5 Patient List for Approval

When receptionist or doctor click on approve button then only patient will receive confirmation code as shown in fig 5.

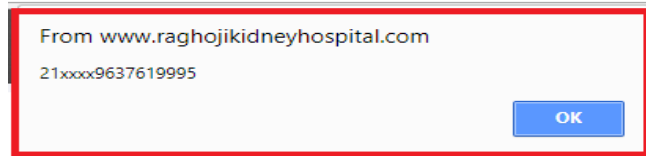


Fig 5 Appointment id of Patient

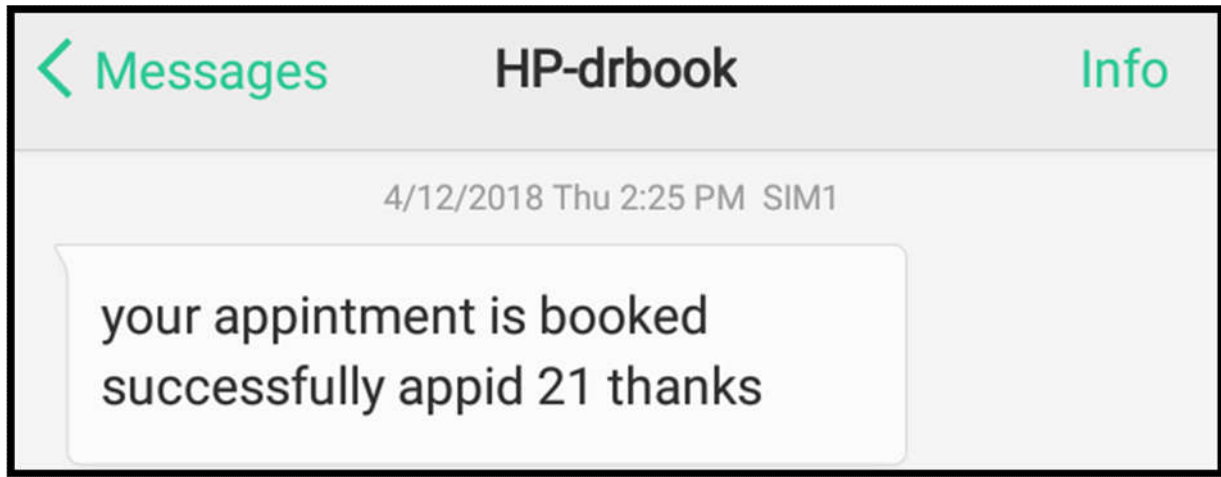


Fig. 6 Sending Confirmation code to Client

After sending confirmation code to the patient then that patients entry will go to Approved Appointment as shown in fig 6

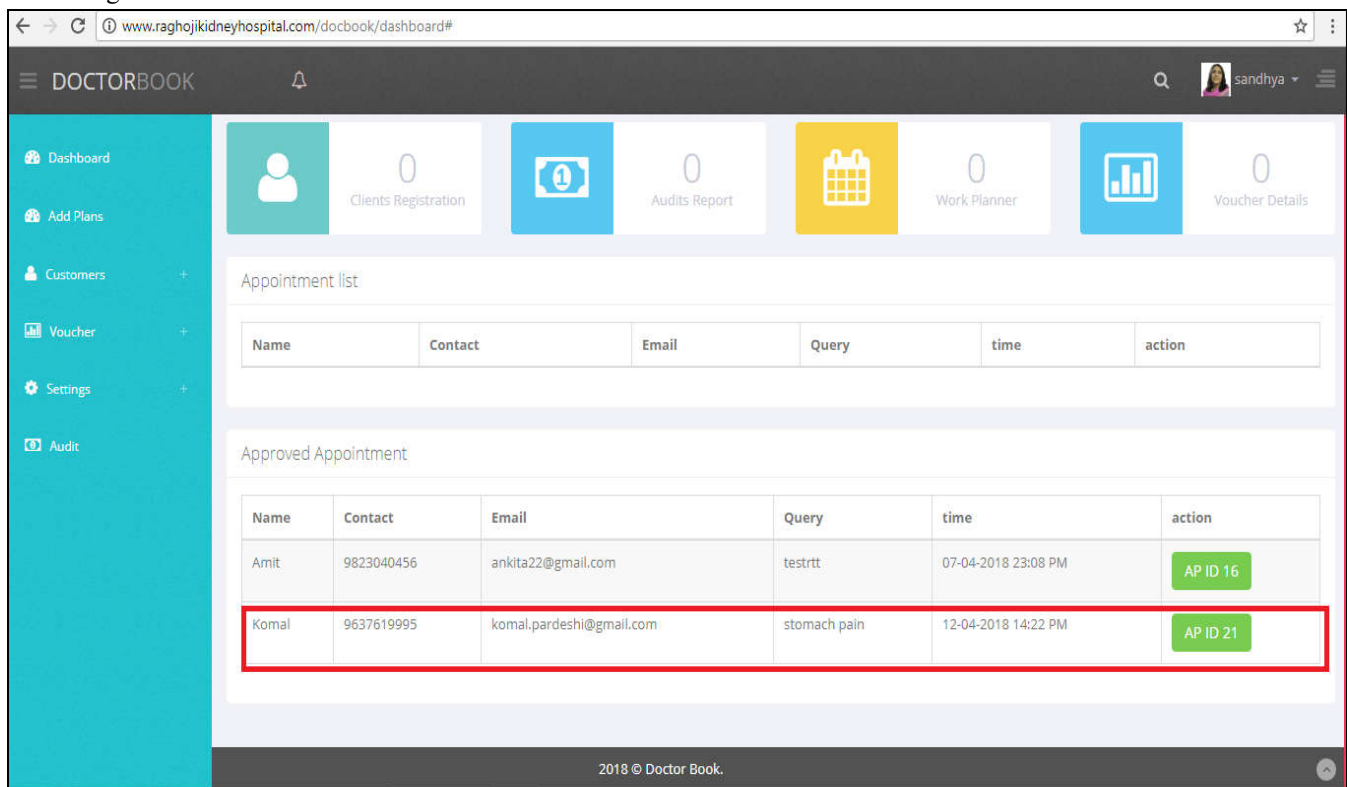


Fig. 7.Appointment Approval

When patient visit to hospital he has to show his appointment approval to the receptionist. After visit with doctor, doctor can enter his/her prescription according to the symptoms discussed with patient.

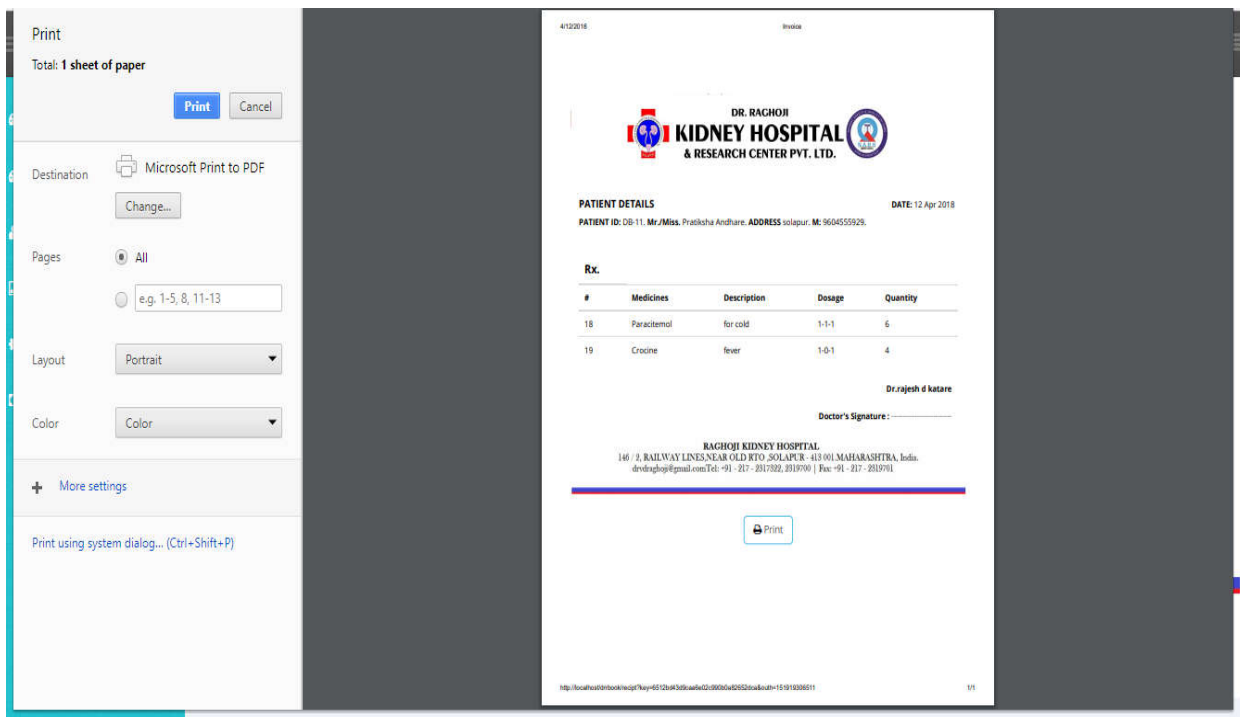


Fig. 8 Prescription Details

C. Technology Used

PHP(Hypertext Pre-Processor), *HTML*(Hyper Text Mark-up Language), *ANGULAR JS*, *CSS*(Cascading Style Sheet), *MySQL*.

QR Code is Quick response code used for user to visit website. QR Codes are 2-dimensional, which results in them having a square filled with data. Besides data, there are certain identifiers helping the code being read correctly. The most common QR Code type is model 2, which is broken down in the following information identifiers:

The QR Codes started with the model 1 and quickly evolved, upgrading to model 2. The main difference of model 2 to model 1 is the addition of the alignment pattern, which gives it higher capacity. Model 1 could hold up to 667 alphanumeric characters, while model 2 can reach up to 4,296 alphanumeric characters. One alphanumeric character is either a character from A to Z or a number from 0 to 9. With the need of special characters like `.,!/$%&` or `öÖäÄüÛß`, the capacity shrinks down to 2.956 Bytes. But that's still plenty.

V. RESULT

This project has three doctors and patients are categorised based on doctors. When particular doctor login to the system they can see their list of patients. After clicking on name of particular patient, history of that patient is visible to doctor like when he was visited last time, what medicines was suggested to the patient. This makes easy for doctor to identify and judge the treatment of patients. Along with this doctor can add his future plan in the system using Add planner module, which will be helpful for doctor to prepare a plan.

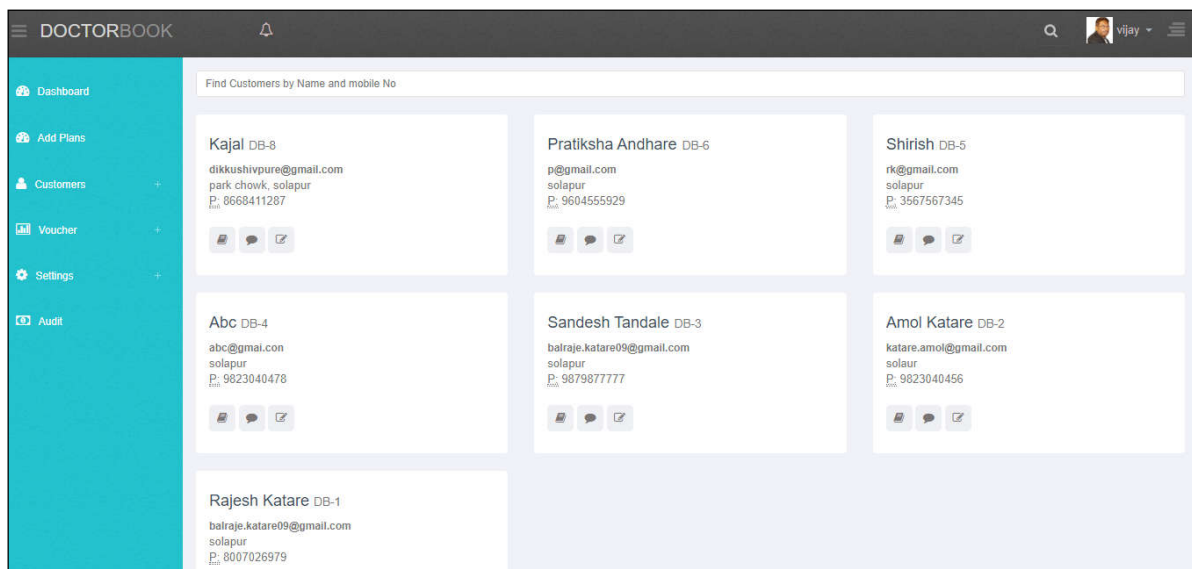


Fig. 9 List of Patients

VI. CONCLUSION

The project Clinic proponent system is for computerizing the working in hospital .The software takes cares of all the requirements of an average hospital and is capable to provide easy and effective storage of information related to patients that come up to the hospital. It generates the test reports; provide prescription details including various tests check-up and medicines prescribed to patient and doctor. It generates test reports; provide prescription details including various tests, diet advice, and medicines prescribed to patient and doctor. It also provides injection details and billing facility on the basis of patient's status whether it is an indoor or outdoor patient. The system also provides the facility of backup as per the requirement.

ACKNOWLEDGMENT

We are grateful to our project guide Mrs.K.R.Pardeshi for the guidance inspiration and constructive suggestions that helpful us in the preparation of this project.As well as grateful to DR.RAGHOJI. kidney hospital ,Solapur for their immense support.

REFERENCES

- [1] Adebisi O.A, Oladosu D.A, Busari O.A and Oyewola Y.V "Design and Implementation of Hospital Management System" , International Journal of Engineering and Innovative Technology (IJEIT) Volume 5, Issue 1, July 2015